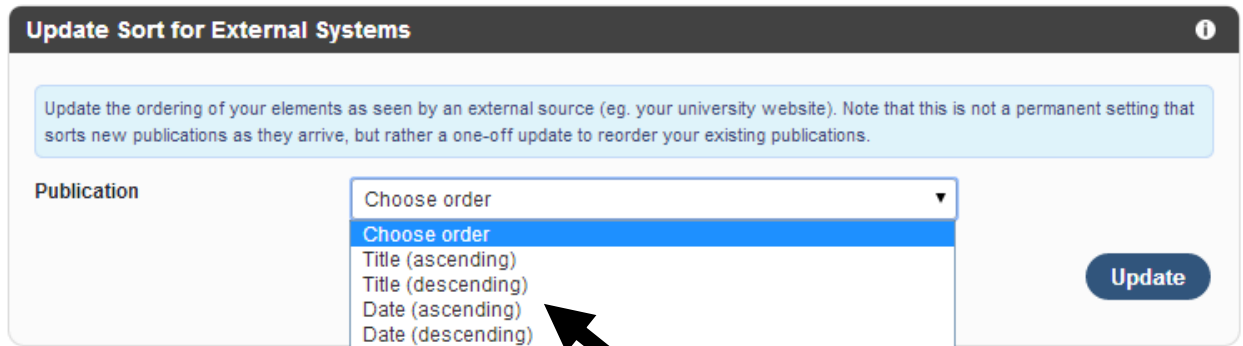


IRIS: EXPORTING A LIST OF YOUR PUBLICATIONS

Here are two ways to Export details of your publications.

EXPORT OPTION ONE:

Prior to exporting your publications, click on the 'Account Settings' link



Select the order you want the publications to appear in, then click the blue 'Update' button

Click on the 'Home' tab

My Publications

		Author	
Books	+	0	
Chapters	+	1	Export +
Conferences	+	10	Export +
Internet publications	+	0	
Journal articles	+	9	Export +
Oral presentations	+	0	
Posters	+	0	
Reports	+	0	
Scholarly editions	+	0	
See more		2	
TOTAL		22	Export +

Click on the 'Export' link then from the drop down list, select the format you want the exported data in

EXPORT OPTION TWO: APPLYING FILTERS

Exported publications are ordered by category type, and then by date

Click on the 'Elements' tab

Click on the 'Publications' Element

The image shows a two-step process for navigating to the Publications section. The first step is clicking the 'Elements' tab in the top navigation bar. The second step is clicking the 'Publications' element in the 'Available elements' grid. The 'Publications' element is highlighted with a blue icon and text, and an arrow points from a text box below to it.

Apply any required **Filters**

then,

Change the results to 100 per page

Navigation: My Profile, My Elements, Publications, Organisational Structures, PBRF, HERDC, Reporting, Explore, System Admin, Module Admin

Filter results

Relationship type: Author of

Title: [input field]

Journal: [input field]

Reporting date from: [calendar icon]

Reporting date to: [calendar icon]

Publication type: [no filter]

Reset Filter

Sort by: Reporting date (newest to oldest) Results per page: 10 1-10 of 18

Select all Reject Export Compact view

Journal article: [title] [icons]

Summary Waikato users (1) History (2) Data sources (2) Relationships (1)

Bu W, Zang R, Ding X, Anderson AE
Acta Oecologica 55:1-7 Article number C Feb 2014 DOI
Reporting date: 01 Feb 2014 Edit

Journal Rankings Citations Altmetrics

ISSN	SNIP	SJR	ERA2010	Impact Factor	Scopus	WoS	WoS Lite	Altmetrics
1148-809X	0.940	0.755	B	-	?	?	?	?

Journal article: [title] [icons]

Summary Waikato users (1) History (1) Data sources (1)

Anderson AE
Journal Name 5:1-2 03 Dec 2013
Reporting date: 03 Dec 2013 Edit

Journal Rankings

ISSN	SNIP	SJR	ERA2010	Impact Factor
0000-0000	-	-	-	-

Journal article: [title] [icons]

Summary Waikato users (2) History (1) Data sources (3) Relationships (1)

Anderson K, Strutt A
Journal of Asian Economics 23(4):303-323 Aug 2012 DOI
Reporting date: 01 Aug 2012 Edit

Click the tick boxes beside the publications you want included,

or

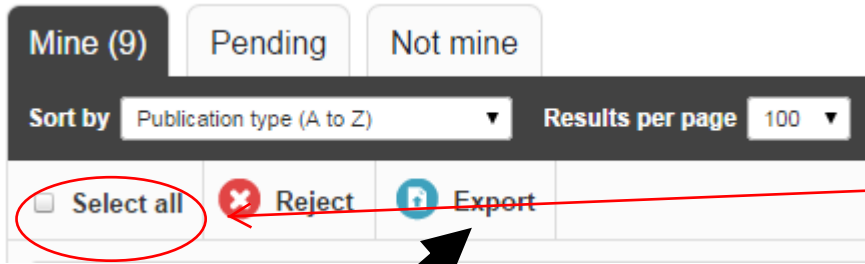
Click 'Select all'

Note that this filter finds outputs that have been "authored" by you but not necessarily items that you have edited. You may need to run a second filter after you complete this download for any missing edited books or journals if you want them to be included in your outputs list. To do this change the relationship type from "author of" to "editor of" using the dropdown menu.

Page 4 of 5

Apply filter by clicking here

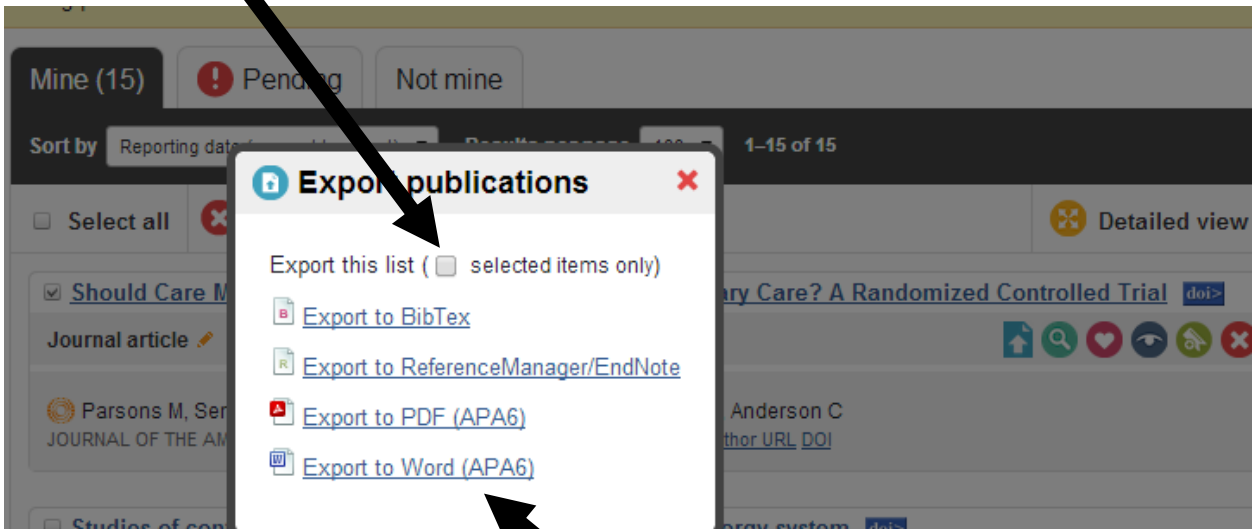
Add reporting date from: 1 Jan 2012 and reporting date to: current date



Once you have filtered, tick the "select all" box again before clicking 'Export'

Click on 'Export'

Place a tick in the 'selected items only' check box



And then chose one of these export selections

This downloads as a rich text file. Change to a Word document that you can work with by either using "save as" or change .rtf to .docx.