



# A Quick Guide to Finding Information for Assignments

## To start

*Make sure you understand the assignment. Clarify it with your lecturer if unsure.*

Begin with your **course materials**:

- Assignment guidelines
- [Waikato Reading Lists](#)
- Set text (if applicable)
- [High demand](#)

(Search by paper code in [Library Search](#))

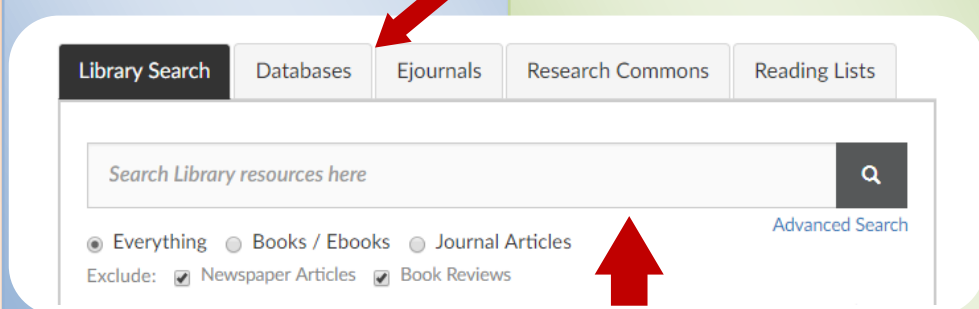
## Next steps

- Recommended readings
- Additional readings

Use the **reference lists** of these readings to identify further items

## More

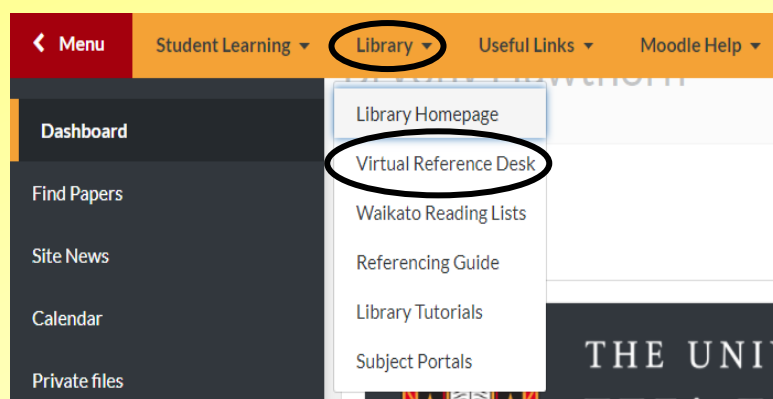
- For more books or journal articles, use [Library Search](#)
- Find journal articles in [databases](#) e.g. ProQuest, EBSCOHost, A+ Education



[Library Search](#) enables you to explore the *Library's* print and online resources through a single search!

## Access VeRD for expert referencing & information assistance:

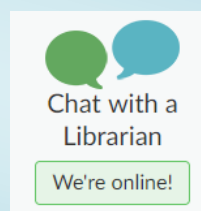
1. Go to **Moodle** [elearn.waikato.ac.nz](http://elearn.waikato.ac.nz)
2. Click 'Library' in the top yellow bar
3. Click 'Virtual Reference Desk' from the drop down menu
4. Click 'add this to my Moodle paper listing'



## Ask for help

Visit a **Library Service Desk** or [VeRD](#) for help to:

- Search smarter
- Identify *what* to look for
- Identify *where* to start looking
- [Referencing advice](#)



Use **Library Guides**

- [Print](#), [video](#) or [web](#)